



42VFS-W Series

Floor/Ceiling Type Chiller Water Coil

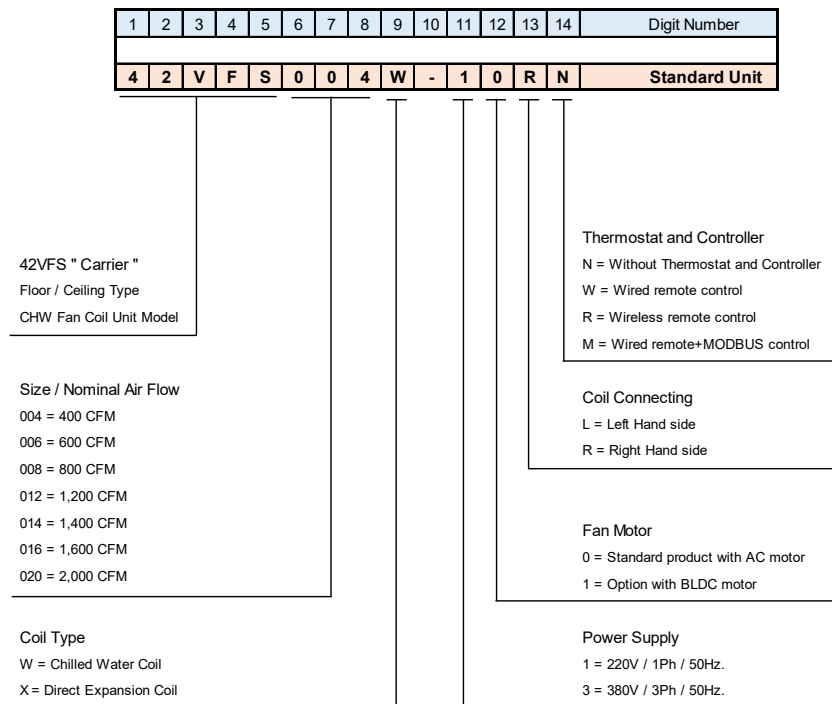
14,400-68,500 BTU/H



42VFS-W Series

The new **42VFS-W Series**, Chilled water fan coil unit. flexible floor/ceiling type, offers concentrated high technology in and aesthetically pleasing design. Suitable for any applications; small shops, apartments, hotels, hospitals or offices. Washable filter enhances indoor air quality. Separate supply air blade allows air distribution to desire area flexibly. Housing construct made from galvanized steel, With the assembly easily removable from the basic unit.

Nomenclature




Controller standard and (Option)



IAQ Filter Model TCB-ACFC1CPE (Option)

Anti Bacteria + Anti Virus + PM2.5




New IAQ Ultra pure filter is able to inhibit the reproductive ability of harmful bacteria, and viruses, PM2.5

BAS controller (Option)

Model CARR-INTM9DT09X

- Open communication protocol Modbus RS-485
- Manages the DC motor or EC motor
- Manages the valve actuator proportional type
- External contract for key card ON-OFF



Operation Feature



Air intake grille

Air intake in through here.

Horizontal louver/ Air discharge

The air discharge direction can be changed. Separate supply air blade allows air distribution to desire area flexibly.

Air filter

Filter out dust (Behind the air intake grille).

Fresh Air intake port


For high quality air supply requirement, creates more comfort and healthy environment.

Flexible installation

Convertible design allows for flexibility in installation. Able to Installed under the ceiling and on the wall or on the floor.

Blue fin with Epoxy and Hydrophilic coating

- Prevents dirt from sticking to the fins
- Anti-corrosion caused by oxidation
- Condensation water flows and water away dirt
- Increases the efficiency of heat exchanger



Physical Data

Description		Chilled Water Coil - Floor / Ceiling Type							
Model Name		42VFS							
		004W	006W	008W	012W	014W	016W	020W	
Cooling Capacity	W	4,220	6,100	7,650	11,490	12,810	16,090	20,080	
	Btu/hr.	14,400	20,800	26,100	39,200	43,700	54,900	68,500	
Power Supply	V/Ph/Hz	220V / 1Ph / 50Hz.							
Power Consumption	W	53	85	119	201	256	256	340	
Operating Current	Amp.	0.26	0.40	0.54	0.91	1.16	1.16	1.56	
Indoor Air Circulation, Max.	m ³ /h	680	1,020	1,360	2,040	2,380	2,720	3,400	
	cfm	400	600	800	1,200	1,400	1,600	2,000	
Sound pressure level (L/M/H)	dBA	29 / 33 / 37	32 / 37 / 42	34 / 41 / 48	34 / 41 / 49	39 / 43 / 48	40 / 44 / 49	42 / 46 / 50	
Fan Motor	Type	AC Motor / (BLDC Motor with optional)							
	Q'ty	1	1	1	1	1	1	2	
Blower	Type	Double Inlet Centrifugal-Forward Curve Blade							
	Dia. x Length	mm	144 x 164	152 x 201	152 x 231	164 x 201	164 x 231	164 x 231	164 x 201 + 164 x 231
	Drive type	Direct							
Heat Exchanger	Face Area	Sq.m	0.16	0.21	0.24	0.34	0.38	0.36	0.43
		Sq.ft	1.68	2.28	2.63	3.66	4.13	3.86	4.66
	Row		2	2	2	2	2	3	3
Unit Dimension	Tube size / type	Copper tube 7.00 mm / Smooth							
	Fin per inch / Material type	18 FPI / Aluminium							
Net Weight	Height	mm	630	630	630	630	630	630	
	Width	mm	720	915	1,020	1,310	1,470	1,470	1,710
	Depth	mm	245	245	245	270	270	270	270
Connecting Pipe	Water Inlet	inch	1/2	1/2	1/2	1/2	1/2	1/2	1/2
	Water Outlet	inch	1/2	1/2	1/2	1/2	1/2	1/2	1/2
	Water connecting type	Flair nut (Female Pipe Thread)							
Drain O.D.	inch	3/4	3/4	3/4	3/4	3/4	3/4	3/4	

Remark : ** Cooling capacity based on : Entering Air Temp 80°Fdb / 67°Fwb, Chilled Water Inlet/outlet 44/54°F, Max air flowrate

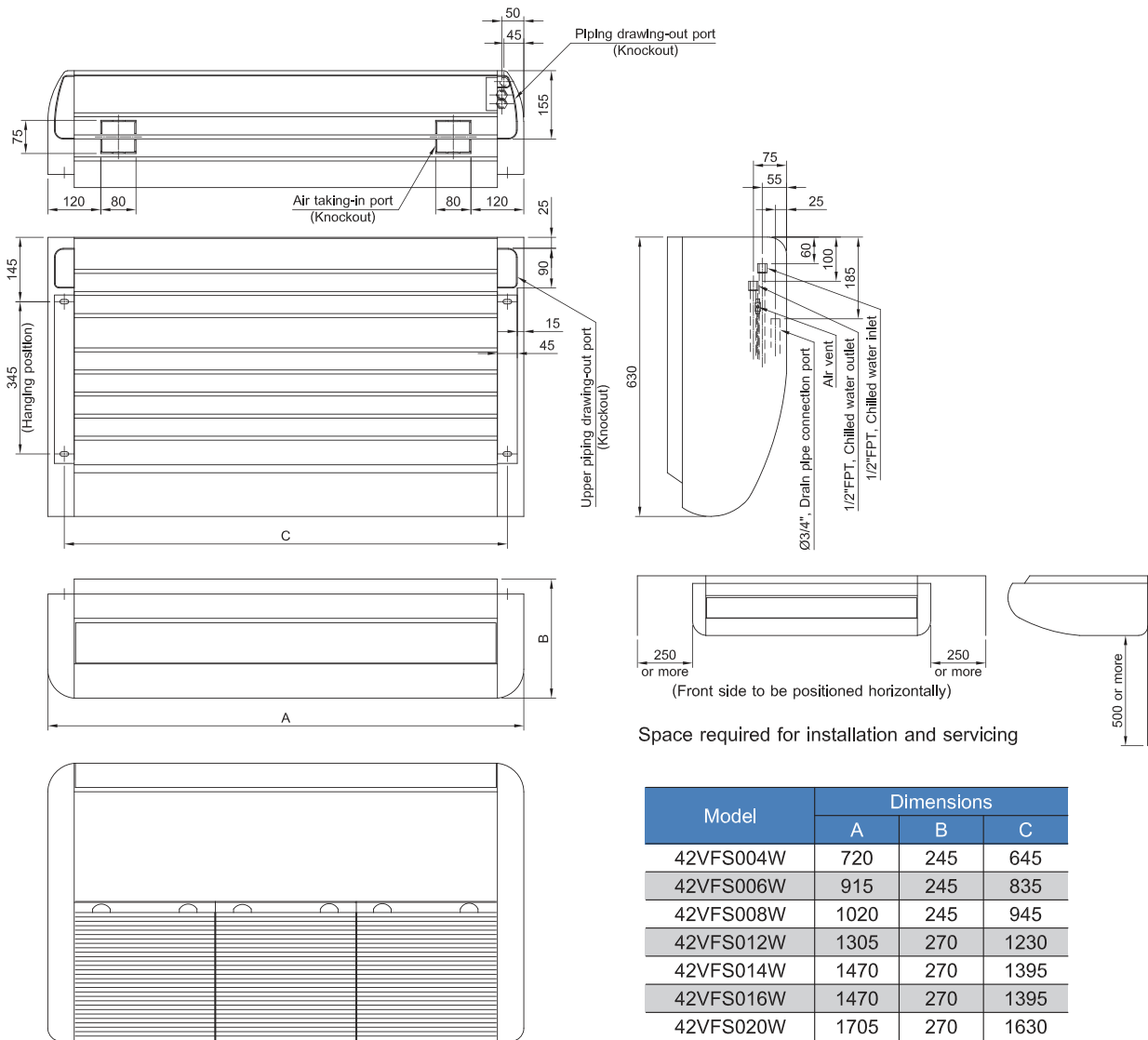
Performance Data

MODEL	Entering Chilled Water Temperature °F	Entering Air Temp (°Fdb / °Fwb)															
		76 / 63				78 / 65				80 / 67				82 / 69			
		Total Capacity	Sensible Capacity	Chilled Water Flow rate	Water Pressure Drop	Total Capacity	Sensible Capacity	Chilled Water Flow rate	Water Pressure Drop	Total Capacity	Sensible Capacity	Chilled Water Flow rate	Water Pressure Drop	Total Capacity	Sensible Capacity	Chilled Water Flow rate	Water Pressure Drop
42VFS004W	40	13,200	10,200	2.63	10.8	15,300	10,900	3.05	13.7	17,500	11,600	3.49	17.6	19,800	12,300	3.95	21.6
	45	10,100	8,800	2.02	6.6	11,600	9,300	2.32	8.6	13,400	9,900	2.68	11.1	15,800	10,600	3.14	14.5
	50	7,400	7,300	1.47	4.0	8,500	7,900	1.70	5.1	10,000	8,400	2.00	6.5	11,600	9,000	2.32	8.6
42VFS006W	40	19,100	14,900	3.81	11.8	22,100	15,900	4.40	15.2	25,300	16,900	5.04	19.2	28,700	17,900	5.71	24.0
	45	14,600	12,800	2.91	7.3	16,800	13,600	3.34	9.4	19,400	14,400	3.88	12.1	22,700	15,400	4.52	16.0
	50	10,700	10,700	2.13	4.3	12,200	11,400	2.44	5.5	14,400	12,300	2.87	7.2	16,700	13,100	3.34	9.4
42VFS008W	40	24,100	19,100	4.79	10.8	27,800	20,300	5.54	13.9	31,900	21,500	6.35	17.7	36,200	22,800	7.20	22.0
	45	18,400	16,300	3.67	6.8	21,100	17,400	4.20	8.6	24,200	18,400	4.84	10.9	28,500	19,700	5.69	14.6
	50	13,600	13,600	2.72	4.0	15,400	14,600	3.07	4.9	18,100	15,700	3.62	6.6	21,000	16,700	4.19	8.5
42VFS012W	40	36,100	28,900	7.18	11.4	41,800	30,800	8.32	14.8	47,800	32,700	9.52	18.7	54,300	34,600	10.82	23.4
	45	27,500	24,800	5.49	7.2	31,500	26,300	6.29	9.0	36,500	28,000	7.29	11.7	42,700	29,800	8.51	15.4
	50	20,500	20,500	4.09	4.3	23,100	22,200	4.62	5.3	27,100	23,800	5.41	7.0	31,400	25,400	6.26	9.0
42VFS014W	40	40,400	32,700	8.04	10.5	46,300	34,600	9.23	13.4	53,400	36,800	10.64	17.2	60,800	39,000	12.11	21.5
	45	30,700	27,900	6.12	6.5	35,500	29,800	7.08	8.5	40,700	31,600	8.12	10.7	47,300	33,500	9.44	14.0
	50	23,000	22,900	4.58	4.0	25,800	25,100	5.16	4.9	30,100	26,800	6.02	6.3	35,200	28,700	7.03	8.4
42VFS016W	40	51,100	40,200	10.17	7.1	58,300	42,700	11.62	8.9	66,800	45,300	13.31	11.3	76,100	48,100	15.17	14.2
	45	38,200	34,200	7.63	4.3	44,100	36,300	8.80	5.5	51,600	38,800	10.29	7.2	59,500	41,200	11.86	9.2
	50	28,100	28,100	5.62	2.5	32,100	30,600	6.41	3.2	37,600	32,900	7.51	4.2	43,900	35,000	8.77	5.5
42VFS020W	40	63,600	50,100	12.67	9.7	73,000	53,300	14.54	12.4	83,200	56,400	16.58	15.6	94,800	59,900	18.88	19.6
	45	47,800	42,700	9.54	5.9	54,700	45,200	10.92	7.5	64,300	48,400	12.83	9.9	74,400	51,500	14.84	12.8
	50	35,200	35,000	7.03	3.5	40,200	38,200	8.04	4.4	47,000	40,900	9.38	5.8	54,500	43,500	10.88	7.5

Remark : Shown cooling capacity based on max air flow rate, Chilled water temp rise 10°F.

Unit Dimension

42VFS004-020W



บริษัท แคนเรียร์ (ประเทศไทย) จำกัด
 1858/63-74 ชั้น 14, 15
 ถ.เทพรัตน กม. 4.5 แขวงบางนาใต้
 เขตบางนา กรุงเทพฯ 10260
 โทร. 0-2090-9999 แฟกซ์: 0-2751-4778

Carrier (Thailand) Ltd.
 1858/63-74, 14th, 15th Floor,
 Debaratna Road, Km.4.5, Bangna Tai,
 Bangna Bangkok 10260 Thailand
 Tel. 0-2090-9999 Fax: 0-2751-4778

บริษัทฯ ขอสงวนสิทธิ์ที่จะเปลี่ยนแปลงรายละเอียดข้างต้น โดยไม่ต้องแจ้งให้ทราบล่วงหน้า
 Carrier reserves the right to make changes in specifications without prior notice.



YOUR CARRIER MAN :